

Building Altoids Flashlight Workshop



Christopher & Blake Judd

Why build a flashlight?

learn basic electronics




















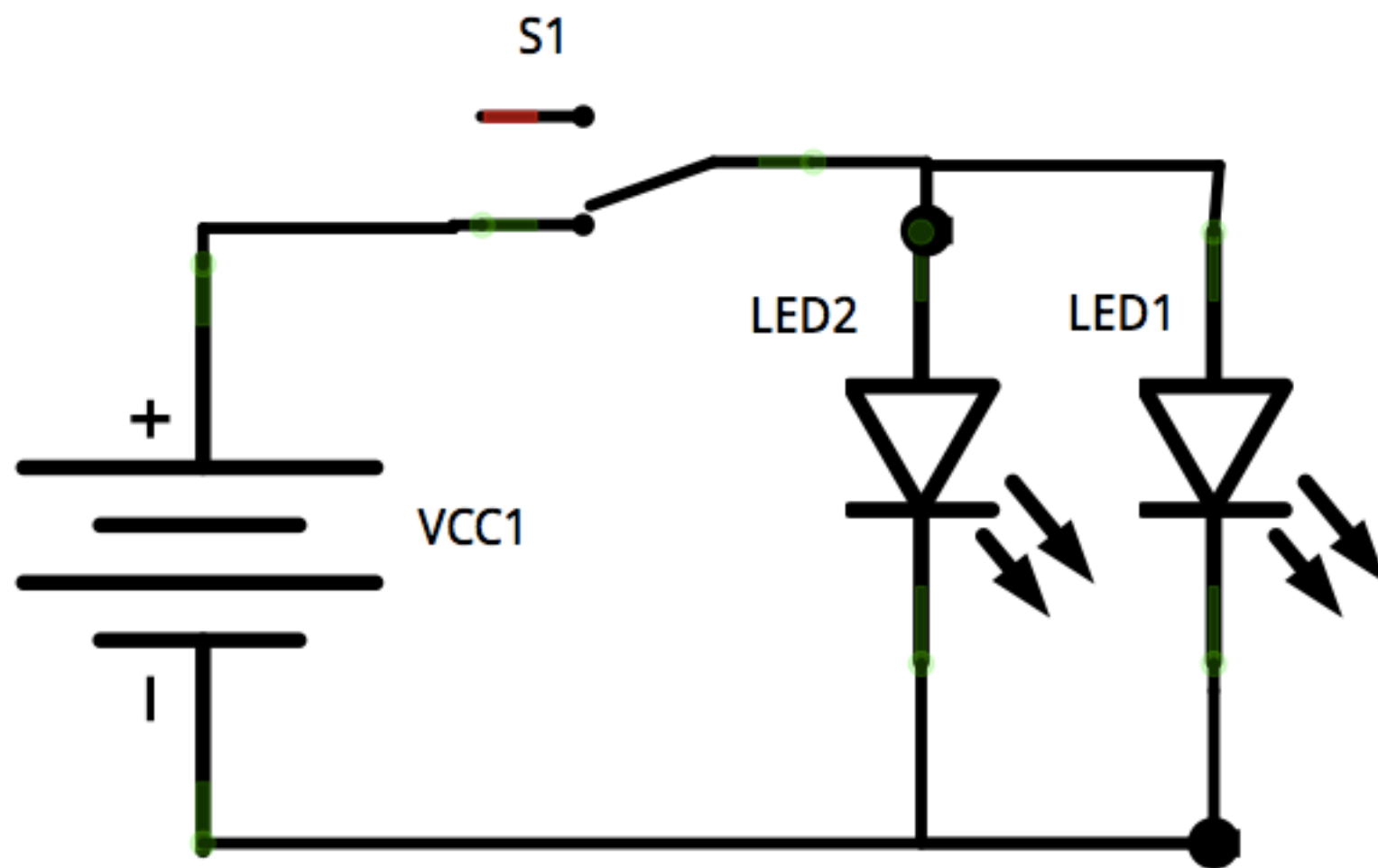












- Connect coin holder black wire to button
- Connect black wire to button
- Twist negative LED wires together to form a M
- Connect black wire from button to middle of M
- Twist a resistor to each positive LED wire
- Twist resistors together
- Connect Red wire from battery to twisted resistors
- Insert battery
- Press buttons





0.34

Amazon



0.05

Amazon



0.43

Amazon



0.11

Amazon

\$ 1.85



0.05

Amazon



0.07



Amazon







0.80

Costco

http://www.instructables.com/id/A-Better-Altoids-Smalls-LED-Flashlight/

 **instructables** let's make  [Explore](#) [Publish](#) [Login](#) [Sign Up](#)



shape what you make >

Featured:  Intel IoT  Snow  Soups & Stews  Woodworking



A Better Altoids Smalls LED Flashlight

 by JoshuaZimmerman


[Download](#) [9 Steps](#) [+ Collection](#) [I Made it!](#) [Favorite](#) [Share](#)




Office 365 Business



 


Get more done with the all-new 2016 apps


 [Click here](#)

About This Instructable






 **63,903** views  **126** favorites

License: 

 **JoshuaZimmerman**
BrownDogGadgets [Follow](#) 1740

Bio: I used to teach middle school science, but now I run my own online educational science website. I spend my days designing new projects for ... [More »](#)

More by JoshuaZimmerman:

Tags: [altoids](#) [altoids smalls](#) [mint](#) [LED](#) [flashlight](#)